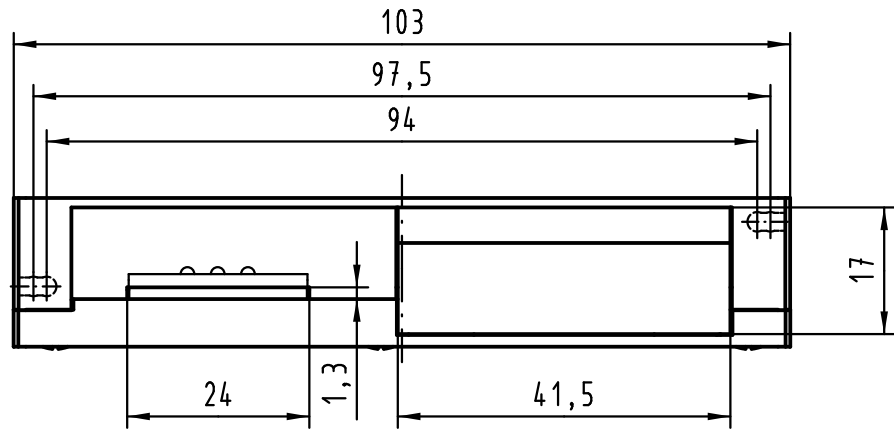
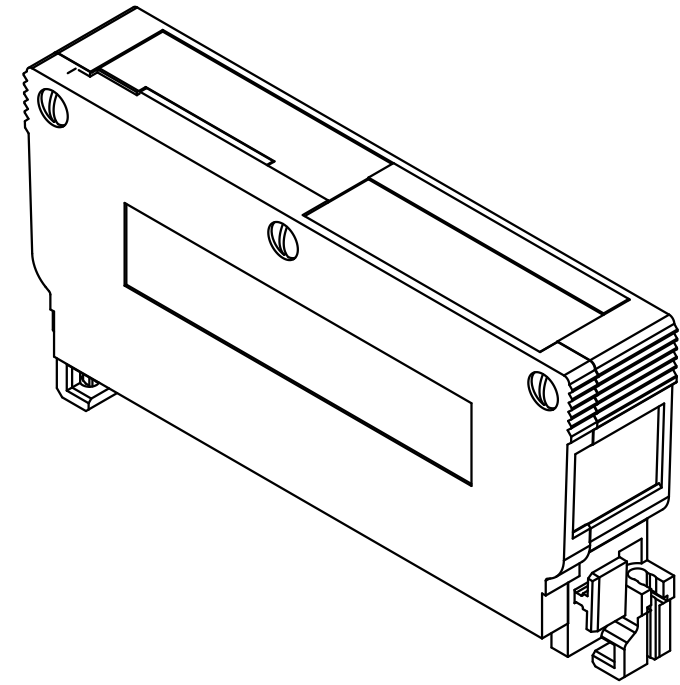
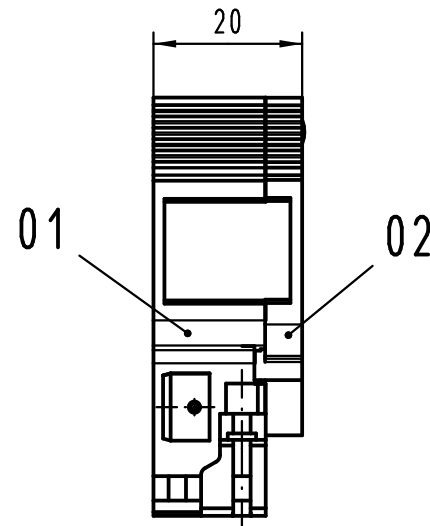
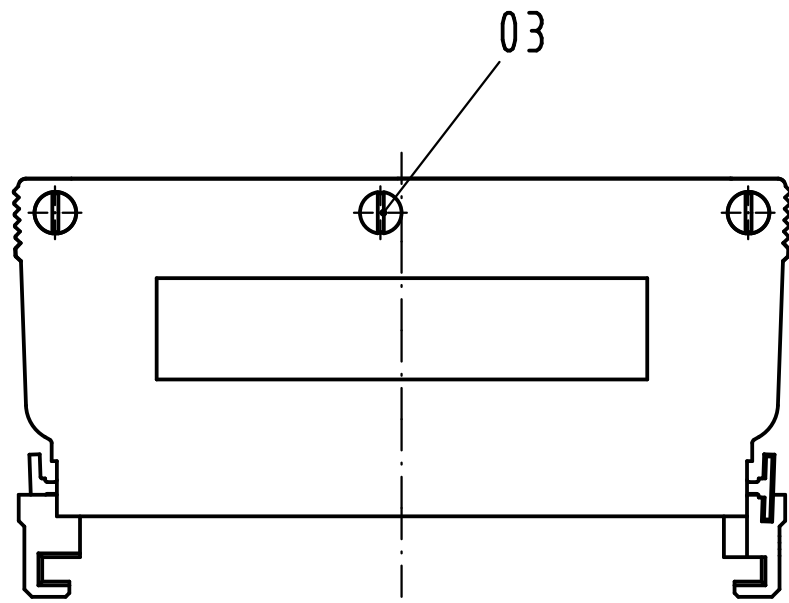
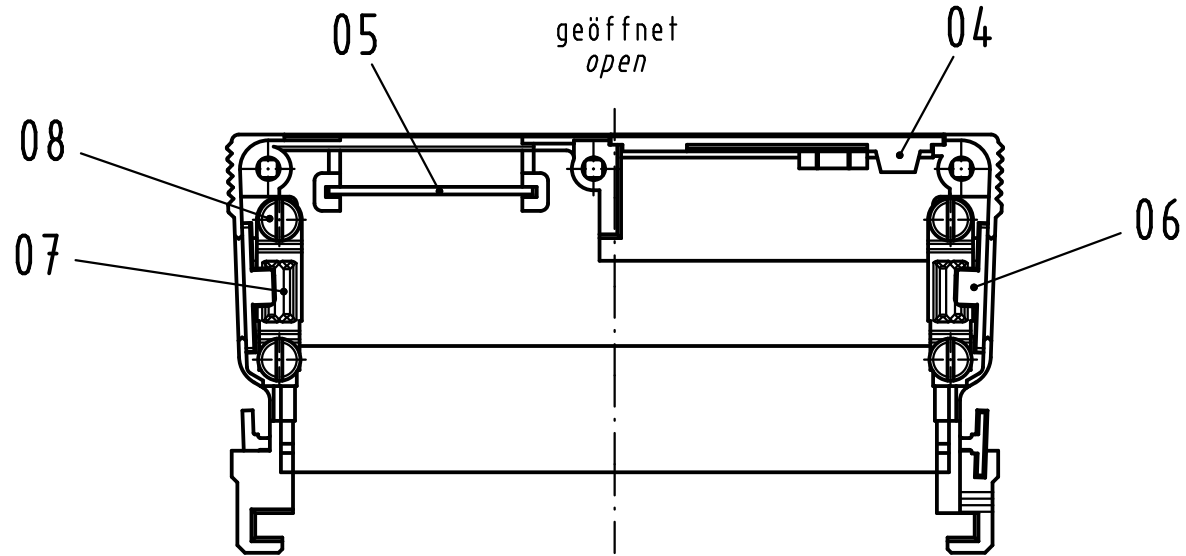


Alle Rechte vorbehalten/ All rights reserved



X

X
geöffnet
open



Inhalt Schalengehäuse content shell housing			Ersatzteile spare parts	
Pos. pos.	Anzahl number	Benennung description	Artikel Nr. part no.	Anzahl number
01	1	Grundschale shell		
02	1	Deckel cover		
03	3	Blechschaube /tapping screw ISO 1483-ST2,9x13-F		
04	1	Verschlussplatte blinding plate		
05	1	Masseblech grounding plate		
06	2	Blindstopfen blinding piece		
07	2	Kabelschelle cable clamp	09 06 001 9986 / Set	1
08	4	Blechschaube /tapping screw ISO 1481-ST2,9x9,5-F		2

Teile nicht montiert
parts not assembled

All Dimensions in mm Original Size DIN A 3		Techn. Character.			Nicht tolerierte Maß/Free size tolerances	
		Dat.	Name	Maßstab/Scale	Schalengehäuse B 20mm für Federleisten Typ F, H und MH shell housing B 20mm for female connector type F, H and MH	
		Detail.	12.12.06 Hage.	1:1		
		Insp.	12.12.06 LehT			
		Stand.				
36101	11.03.11	Hage.		HARTING Electronics GmbH & Co. KG D-32339 ESPELKAMP	TB 09 06 048 0505	
34122					Blatt/page	
Mod.	Dat.	Name			Sub.	

