



har-flexicon male connector, horizontal, SMC



General information

Design	male connector		
Type	har-flexicon 3.50/3.81 MTH	har-flexicon 5.00 MTH	har-flexicon 5.08 MTH
Part numbers	1412xx14002xxx 1412xx15002xxx & 1412xx15006xxx	1412xx16002xxx	1412xx17002xxx & 1412xx17006xxx
Contact pitch	3.5 mm & 3.81 mm	5mm	5.08 mm
No. of contacts	2-25 poles	2-19 poles	2-20 poles
Rated surge voltage (II/2)	2,5 kV	4 kV	4 kV (overvoltage cat. II / pollution degree 2)
Rated surge voltage (III/2)	2,5 kV	4 kV	4 kV (overvoltage cat. III / pollution degree 2)
Rated surge voltage (III/3)	2,5 kV	4 kV	4 kV (overvoltage cat. III / pollution degree 3)
Rated Voltage	300 V	300 V	300 V
Rated voltage (II/2)	300 V	600 V	600 V (overvoltage cat. II / pollution degree 2)
Rated voltage (III/2)	150 V	300 V	300 V (overvoltage cat. III / pollution degree 2)
Rated voltage (III/3)	150 V	250 V	250 V (overvoltage cat. III / pollution degree 3)
Working current	11 A	15 A	15 A
Usegroup B, rated voltage / current	300 V / 11 A	300 V / 15 A	300 V / 15 A
Usegroup C, rated voltage / current	- / -	- / -	- / -
Usegroup D, rated voltage / current	300 V / 11 A	300 V / 15 A	300 V / 15 A
Contact resistance	max. 15 mOhm		
Insulation resistance	min. 10 ⁹ Ohm (500 V DC)		
Temperature range	-40°C ... +110°C		
Termination technology	THR/SMC Reflow		
Insertion force	max. 3 N		
Withdrawal force	min. 1.5 N		
Hot plugging	No		
Mechanical Shock IEC 61373 (05/10)	5 g, 30 ms, 5 shocks/axis and each direction no contact disturbance >= 1 µs		for p/n ...6xxx
Random Vibration IEC 61373 (05/10)	Cat 1 class B 5.72 m/s ² no contact disturbance >= 1 µs		for p/n ...6xxx
Vibration	10-150 Hz, 0.35 mm, 5 g, 2 h each axes -> No contact disturbance >= 1 µs		for p/n ...2xxx
RoHS - compliant	Yes		
UL file	E314677		

Isulator material

Material	PA/PPA
Color	black
UL classification	UL 94-V0
Material group acc. to IEC 60664-1	I (CTI > 600)

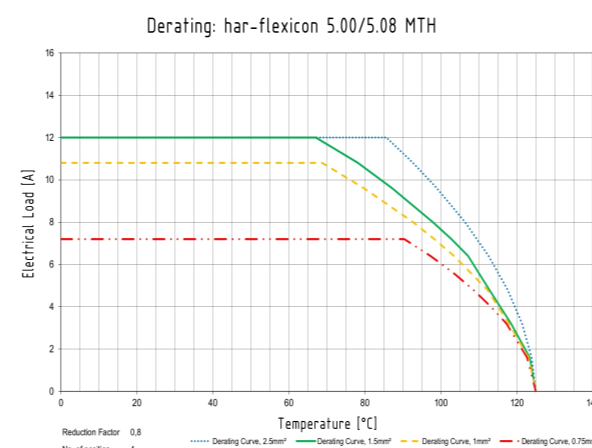
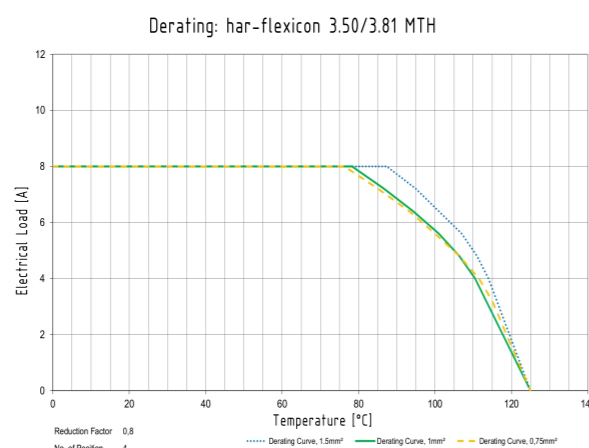
Contact material

Contact material	Copper alloy
Plating termination zone	Sn
Plating contact zone	Sn

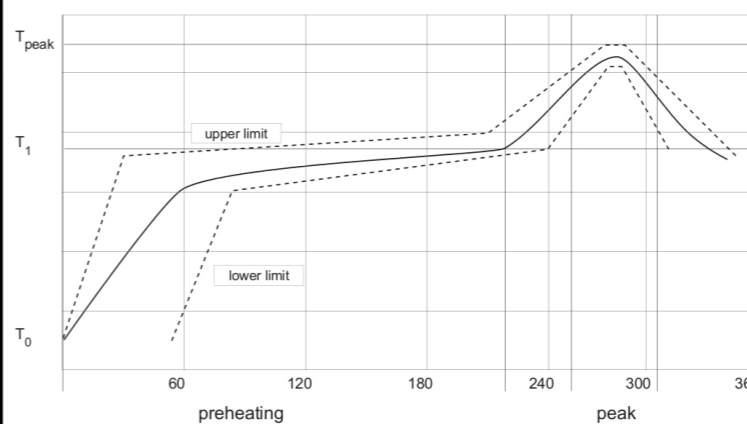
Derating

The current carrying capacity is limited by maximum temperature of materials for inserts and contacts including terminals. The current capacity curve is valid for continuous, non interrupted current loaded contacts of connectors when simultaneous power on all contacts is given, without exceeding the maximum temperature.

Control and test procedures according to DIN IEC 60512-5



Soldering instructions for lead-free tin soldering



preheating
 T₀ 25°C (77°F)
 T₁ from 150°C (302°F) to 190°C (374°F)
 time from 150s to 180s
 gradient 1,5°C/s (34°F/s)

peak
 T_{peak} from 260°C (500°F) to 275°C (527°F)
 time from 10s to 30s

har-flexicon SMC products with pure tin plated pins without lead, can be soldered by a lead-free reflow process, with a peak temperature till 275°C/527°F according to the related profile.

Packging unit

types 5.00/5.08 MTH

Type of packaging	No. of poles (xx)	Quantity	MOQ	Index (xxx)	Remark
tropical bag	2 - 3	100	100	000	
tropical bag	4 - 5	75	75	000	
tropical bag	6 - 20	50	50	000	
box	2 - 20	1	1	333	samples

types 3.50/3.81 MTH

Type of packaging	No. of poles (xx)	Quantity	MOQ	Index (xxx)	Remark
tropical bag	2 - 3	100	100	000	
tropical bag	4 - 5	75	75	000	
tropical bag	6 - 20	50	50	000	
tropical bag	21 - 25	25	25	000	
box	2 - 20	1	1	333	samples

1412xx14002xxx

	All rights reserved	Created by TADJE	Inspected by ELLERMANN	Standardisation HOFFMANN	Date 2016-06-02	State Final Release
	Department EC PD - DE	Title har-flexicon male connector, horizontal, SMC			Doc-Key / ECM-Nr. 100579724/UGD/000/D 500000105082	
HARTING Electronics GmbH		Type DS	Number 14121300201		Rev. D	Page 1/1