THIS DRAWING IS UNPUBLISHED. RELEASED FOR PUBLICATION - , - .
© COPYRIGHT - By - ALL RIGHTS RESERVED.

REVISIONS

P	LTR	DESCRIPTION	DATE	DWN	APVD
	P	REVISED PER ECO-16-004940	02AUG2016	NK	MZ

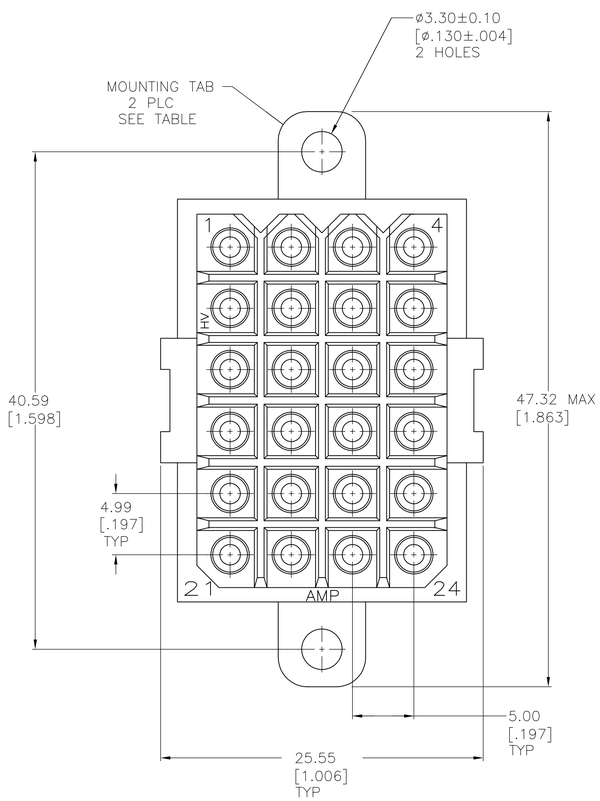

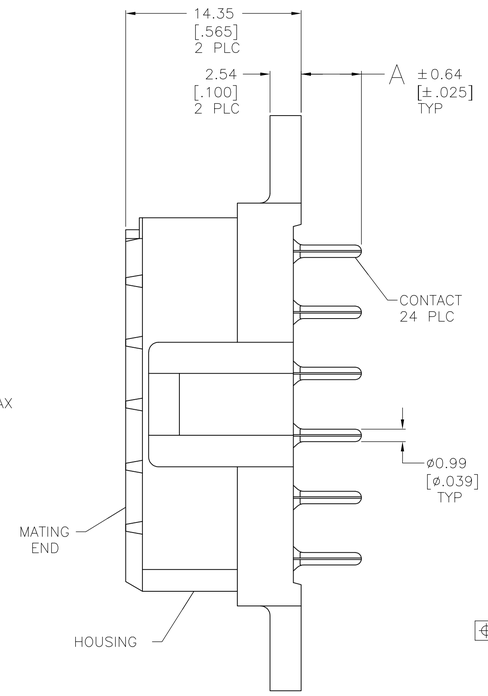

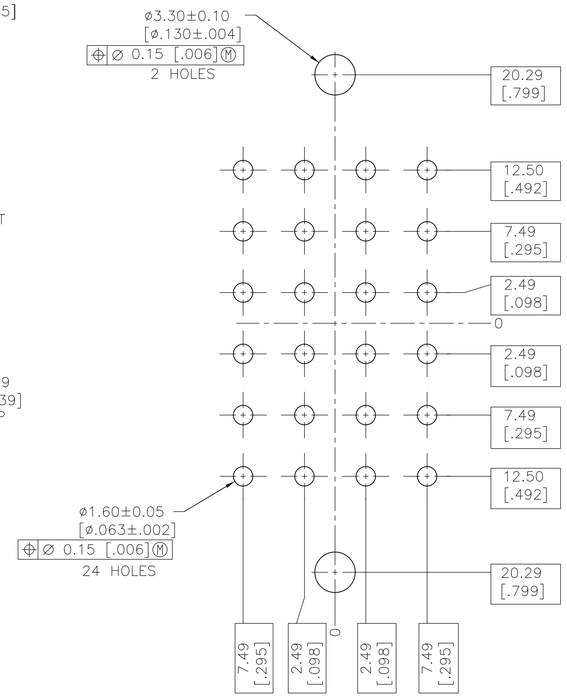

RECOMMENDED LAYOUT

	A	CONTACT FINISH	MOUNTING TABS	PART NO
OBSOLETE	4.60 [.181]	6	NO	~~1-207532-1~~
	4.60 [.181]	6	YES	1-207532-0
	4.60 [.181]	5	NO	207532-9
	4.60 [.181]	5	YES	207532-8
OBSOLETE	9.68 [.381]	3	NO	~~207532-7~~
	4.60 [.181]	4	NO	207532-4
	4.60 [.181]	4	YES	207532-3
	4.60 [.181]	3	NO	207532-2
	4.60 [.181]	3	YES	207532-1

1. NYLON, UL 94-VO RATED, RED.
2. PHOSPHOR BRONZE.
3. 3.81um [.000150] MIN TIN-LEAD OVER 1.27um [.000050] MIN NICKEL.
4. 0.76um [.000030] MIN GOLD FOR A LENGTH OF 4.95 [.195] MIN FROM MATING END 3.81um [.000150] MIN TIN-LEAD FOR A LENGTH OF 4.88 [.192] MIN ON OPPOSITE END, BOTH OVER 1.27um [.000050] MIN NICKEL.
5. 3.81um [.000150] MIN TIN OVER 1.27um [.000050] MIN NICKEL.
6. 0.76um [.000030] MIN GOLD FOR A LENGTH OF 4.95 [.195] MIN FROM MATING END 3.81um [.000150] MIN TIN FOR A LENGTH OF 4.88 [.192] MIN ON OPPOSITE END, BOTH OVER 1.27um [.000050] MIN NICKEL.

THIS DRAWING IS A CONTROLLED DOCUMENT.

DIMENSIONS: mm [INCHES]

TOLERANCES UNLESS OTHERWISE SPECIFIED:
0 PLC ± -
1 PLC ± -
2 PLC ± 0.25 [.010]
3 PLC ± -
4 PLC ± -
ANGLES ± -

MATERIAL: HOUSING: 1
FINISH: CONTACT: SEE TABLE

DWN L.SIPE 03/19/92
CHK R.STONE 3-25-92
APVD A.TRAVIS 3-25-92
PRODUCT SPEC 108-10033
APPLICATION SPEC —
WEIGHT

TE Connectivity

NAME: SOCKET HEADER ASSEMBLY, 24 POSITION, METRIMATE

SIZE	CAGE CODE	DRAWING NO	RESTRICTED TO
A1	00779	C-207532	—

CUSTOMER DRAWING | SCALE 4:1 | SHEET 1 OF 1 | REV P