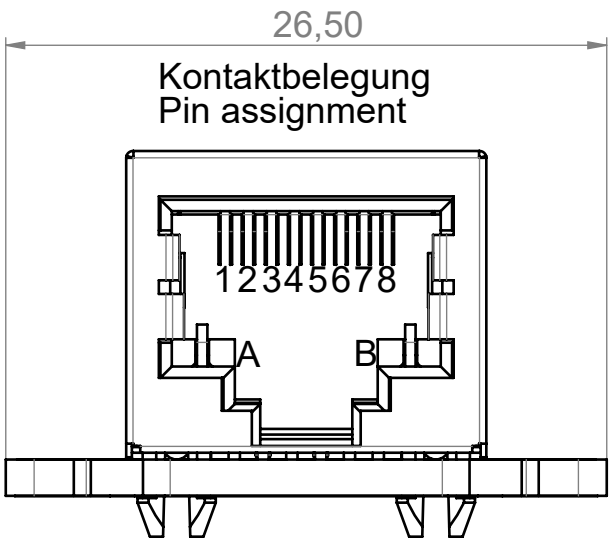
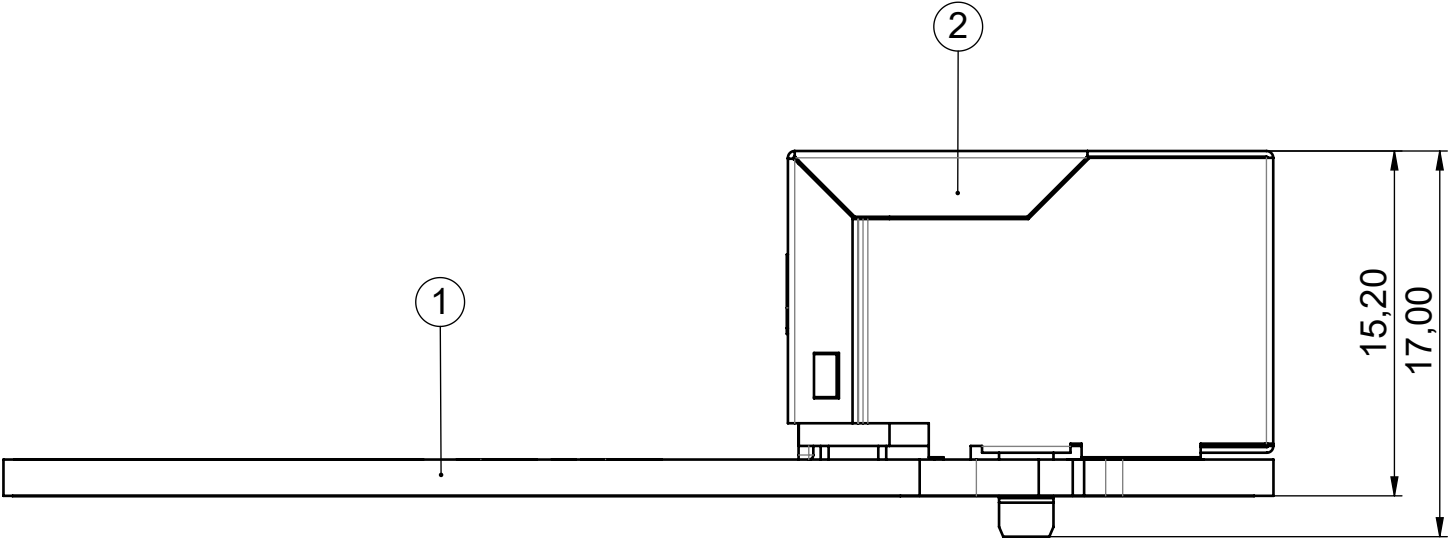


THE INFORMATION CONTAINED IN THIS DRAWING IS THE SOLE PROPERTY OF YAMAICHI ELECTRONICS DEUTSCHLAND GmbH. ANY REPRODUCTION IN PART OR WHOLE WITHOUT THE WRITTEN PERMISSION OF YAMAICHI ELECTRONICS DEUTSCHLAND GmbH IS PROHIBITED.

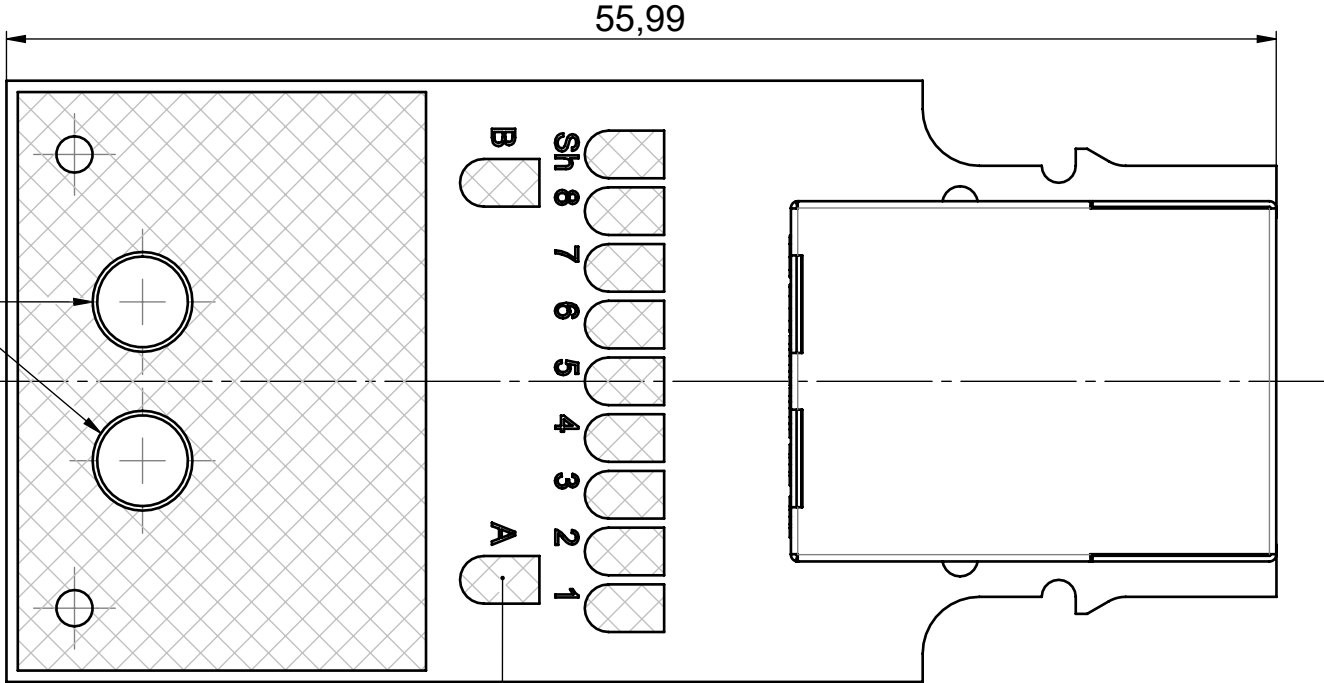
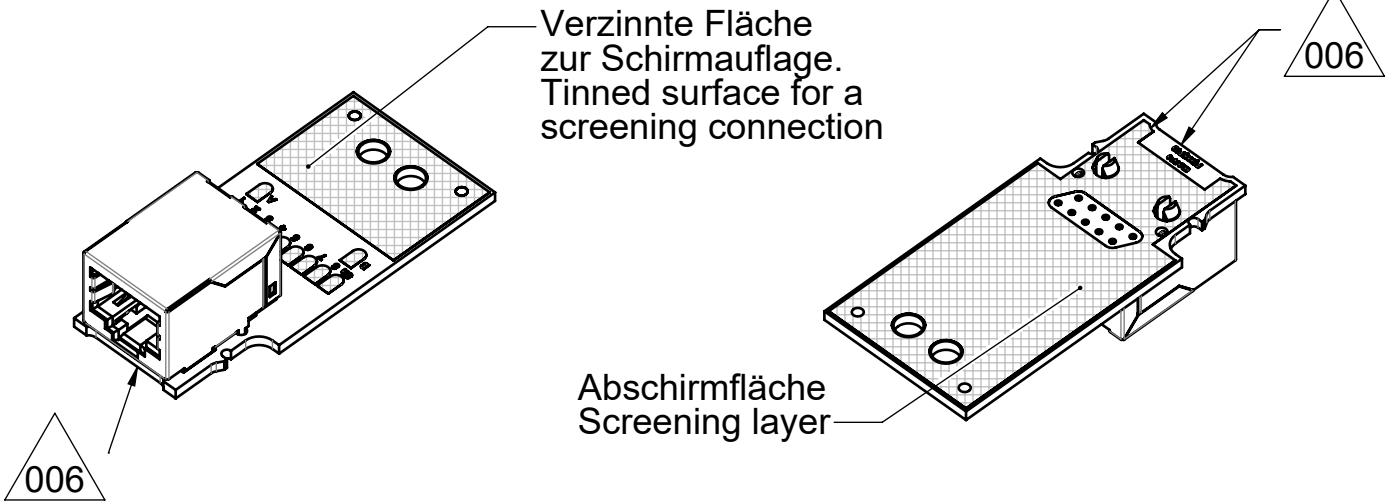
CONFIDENTIAL



Die Stromkontakte A und B sind in dieser Version belegt.
The power contacts A and B are assigned in this version.



Bohrungen für die
Zugentlastung eines
Kabels mit einem
Kabelbinder.
Holes für the strain
relief of a cable via
cable strap.



Lötpad (1 von 11)
Solder pad (1 of 11)

ITEM NO.	QUANTITY	DESCRIPTION	DWG. REF.:	Order/Article No.
1	1	Y-ConJack-X3-PCB	P(090)P80	-
2	1	Y-ConJack-21	P(090)A131	82-00201

Yamaichi acts with all markings of the product exclusively on behalf of the customer as service provider and not as distributor. Yamaichi is not aware of the customer's end use/application. The customer indemnifies Yamaichi from any liability towards third parties in connection with the marking - with the exception of the legal exclusions of liability according to § 309 No. 7 BGB.

Specification/Drawing subject to alteration without prior notice

RoHS compliant acc. to directive 2011/65/EU

Unless otherwise specified :
Dimensions are in millimeters
TOLERANCES
ISO 2768-1 f

REV.	REVISION DESCRIPTION	INITIALS	REV. DATE
006	Added cut out	M297	19.05.2020
006	Powerpad marking updated	RA	19.01.2016

Order / Article No. 82-00082

NOTES:

A3

ANGLE PROJECTION:



FIRST

NAME

DATE

CREATED JH 30.09.2003

MODIFIED M297 19.05.2020

RELEASED M189 19.05.2020

SUBREV 01

TITLE:

Y-ConJack-23

DWG NO.:

Customer-P(090)A93

REVISION:

006

WEIGHT:

SCALE: 3:1

SHEET 1 OF 1

A3 - ASSEMBLY



CLASSIFICATION: Y-ConJack-23, PCB with mounted jack, solder pads, holes for cable strap, power contacts