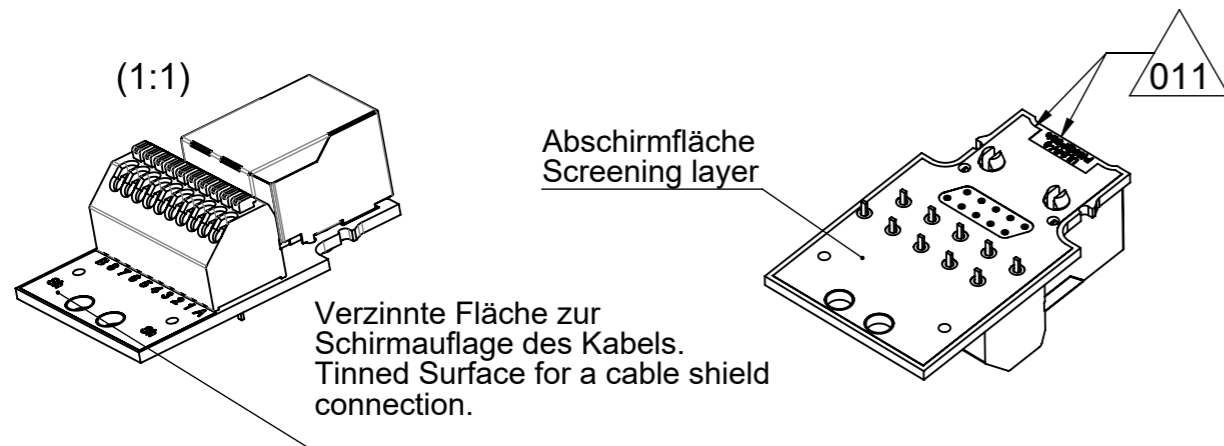
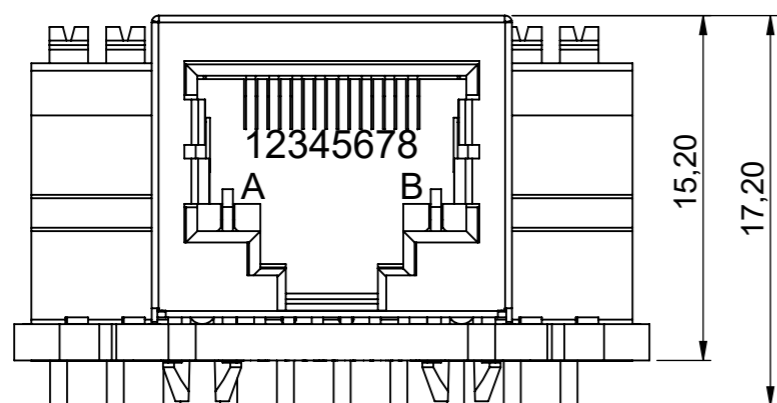


THE INFORMATION CONTAINED IN THIS DRAWING IS THE SOLE PROPERTY OF YAMAICHI ELECTRONICS DEUTSCHLAND GmbH. ANY REPRODUCTION IN PART OR WHOLE WITHOUT THE WRITTEN PERMISSION OF YAMAICHI ELECTRONICS DEUTSCHLAND GmbH IS PROHIBITED.

**CONFIDENTIAL**

**Kontaktbelegung / Pin assignment**



Pitch 2,5 mm

Fine stranded conductor  
 Cross section from 0,2 mm<sup>2</sup>  
 Cross section to 0,5 mm<sup>2</sup>  
 Cross section from 24 AWG  
 Cross section to 20 AWG

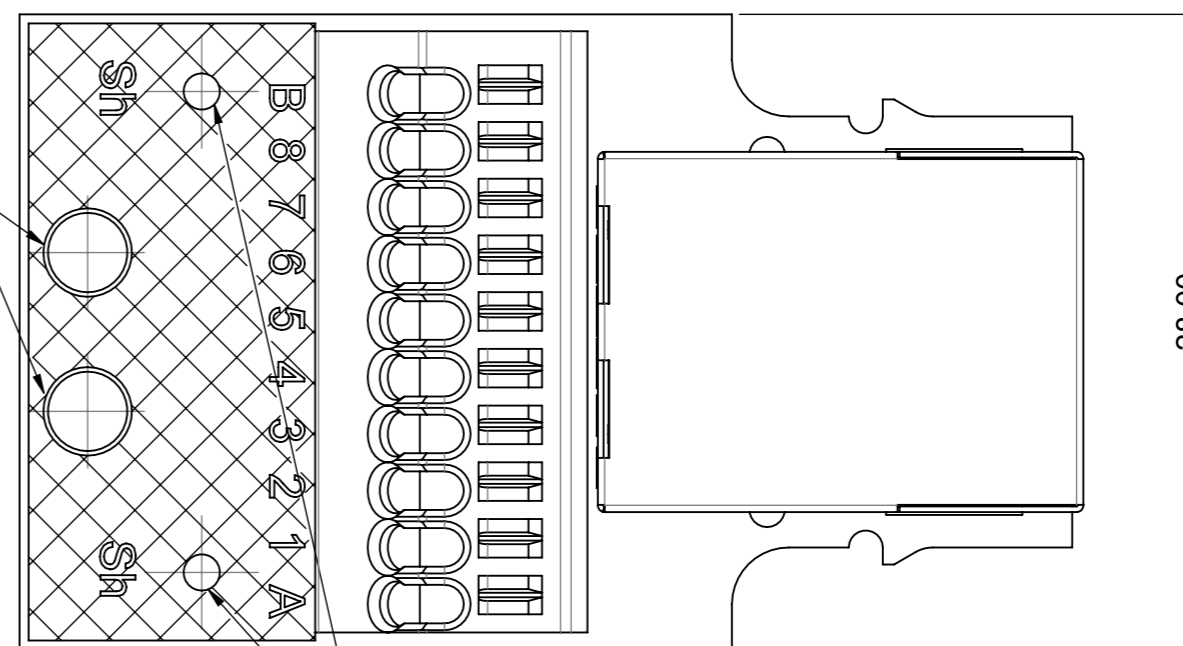
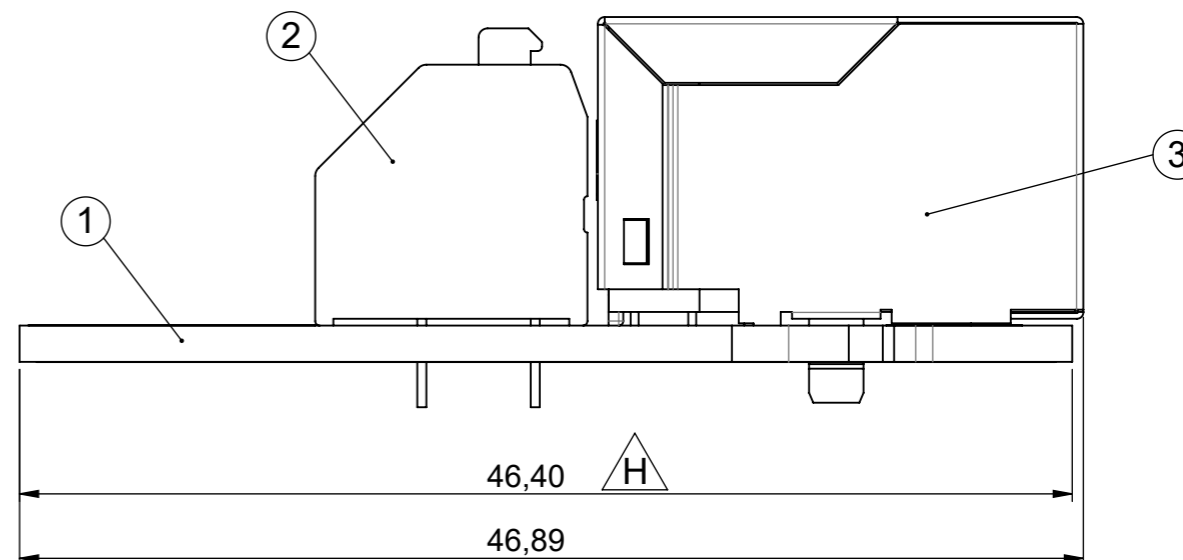
Single stranded conductor  
 Cross section from 26 AWG  
 Cross section to 20 AWG  
 Cross section from 0,14 mm<sup>2</sup>  
 Cross section to 0,5 mm<sup>2</sup>

Diameter from 0,4 mm  
 Diameter to 0,8 mm

Current intensity EN 2A

Strip length from 8,5 mm  
 Strip length to 9,5 mm

Bohrungen für die Zugentlastung eines Kabels mit einem Kabelbinder.  
 Holes for strain relief of a cable via cable strap.



Sh: ext. Schrimanbindung über Lötanschluss  
 SH : ext. link to shield via solder connection

Yamaichi acts with all markings of the product exclusively on behalf of the customer as service provider and not as distributor. Yamaichi is not aware of the customer's end use/application. The customer indemnifies Yamaichi from any liability towards third parties in connection with the marking - with the exception of the legal exclusions of liability according to § 309 No. 7 BGB.

Specification/Drawing subject to alteration without prior notice

**RoHS compliant acc. to directive 2011/65/EU**

Unless otherwise specified : Dimensions are in millimeters		REV.	REVISION DESCRIPTION	INITIALS	REV. DATE
TOLERANCES		△			
ISO 2768-1 m (mittel)		011	Added cut out	M297	20.05.2020
ISO 2768-2 K		△	ROHS conformity updated	ABA	14.08.2015
<b>Order / Article No. 82-00083</b>		△	PCB length 46.40 mm	HE	14.04.2008
NOTES:		DO NOT SCALE DRAWING		CLASSIFICATION:	
A3	RJ45 Cat 5	NAME	DATE	Y-ConJack-24, PCB with mounted jack, 10-pole clamp and holes for cable strap	
ANGLE PROJECTION:	FIRST	CREATED	HE 28.02.2008	TITLE: Y-ConJack-24	
		MODIFIED	M297 20.05.2020	DWG NO.: Customer-P(090)A92	
		RELEASED	M189 20.05.2020	REVISION: 011	
WEIGHT:		SUBREV	01	SCALE: 3:1	SHEET 1 OF 1
				A3 - ASSEMBLY	

